



EuroTable X

Version 2.2 with free-registration posted December 10, 2002 (b1).

Content :

- Page 1 : EuroTable
- Page 2 : Preferences
- Page 3 : Supplementary functions after registration...
- Page 5 : New in version 2 (algebraic calculation...)
- Page 6 : Features for X only

European Central Bank (ECB) has changed his "Euro foreign exchange reference rates" page from "<http://www.ecb.int/home/eurofxref.htm>" to "<http://www.ecb.int/stats/eurofxref/eurofxref-xml.html>" and the content. (see page 2)


EuroTable X is updated to read this new page. EuroTable X is now built with RealBasic 4.5.2 (also for Windows and Classic).

EuroTable is a mini application for easily converting between Euro-Zone currencies and in other most common currencies.

It also automatically calculates Value Added Tax (VAT).

Whatever zone you select in either column, when you enter the figure you wish to convert, all the other values including VAT are automatically adjusted, using the exchange rate that you had previously entered (see "Preferences Mode" below).

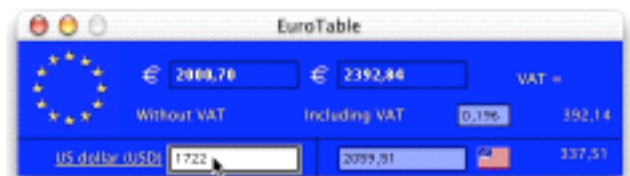
The sliding cursor allows you to chose from 2 up to 6 decimal points.



Reduced Window Mode:

It contains only the Euro and one other currency (as well as VAT) that you have chosen (see Preferences Mode below).

One click on the Euro flag switches you from the "Full Window" to the "Reduced Window" and vice-versa.



Preferences Mode:

This Mode is accessed by rolling down the "EuroTable" menu on MacOSX ("Edit" menu on MacClassic or Windows PC).



It allows you to modify:

- The exchange rate of non European currencies.
 - double-click on the Zone you wish to modify,
 - enter the new rate,
 - click on "@" or the "Return" Key, to validate. (A "bip" confirms the validation).
- The VAT rate:
 - (follow the same procedure).

As a check enter "10000" into the Euro Zone when coming back to normal mode by pressing OK button.

The currency rates of non-Euro-Zone currencies can be **imported** from the **European Central Bank Page (ECB) web page**. EuroTable read for you the web page.

<http://www.ecb.int/stats/eurofxref/eurofxref-xml.html>

The date of the Web page is shown at left of the import button.

(The page - with the ECB date - is saved in EuroTable folder. You can see it with your favorite browser).

Required : the Internet Connexion must be activated before.

After the importation, you are free to modify one by one the rates of non Euro-Zone Currencies as explain before.



Changing the currency order:

- select the title of a currency,
- press the Option Key (alt) and drag the title up or down, and release,
- repeat this for each currency you wish to move,
- click on the "OK" button to terminate.

Your preferences are stored in a file within the Application Folder.

Supplementary functions in the "registered" version.

- Choose the number of currencies you would like to visualise.
- Down load the exchange rate of the currencies chosen.
- Add flags and other currencies. (even those not in the BCE list).
- Modify the exchange rate

How to register EuroTable?

Using your browser connect to the following page
["http://www.nelixa.com/php/EuroTableRegis.php"](http://www.nelixa.com/php/EuroTableRegis.php)

Fill in the form (especially your e-Mail address).
 You will receive a return e-Mail containing your code number (example 12398.07).

To validate the registration, open EuroTable, type the code number received into the "Euro without VAT Zone".

Then press down the option (alt) key and click on the Europe flag. You will hear a confirmation "bip" that the registration has been completed.

Now quit EuroTable. When you re-open EuroTable all the additional functions will be available.



In the info window the word "Registered" appears in the lower right corner. (See Page 6)

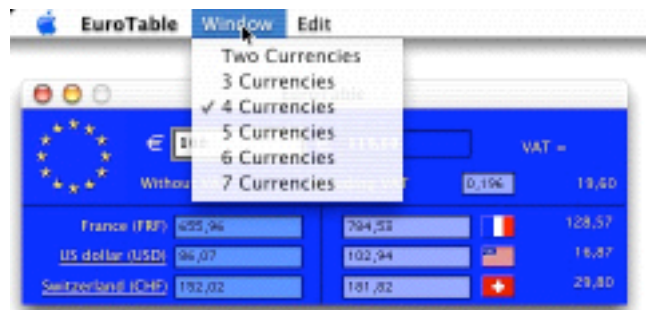
This window is accessible by:

- For Mac OSX: via EuroTable menu.
- For Mac Classic: via the Apple menu.
- For Windows PC via: Edition menu.

The new functions:

In the standard mode:

Under the "Window" menu you can now choose the number of currencies you would like to visualise in EuroTable.



In the "Preferences" mode:

You can now choose the currencies that you would like to choose from. To do so simply press down the "Option" (alt) key, click on the flag of the currency you would like to replace: a window entitles "Choose a currency" opens.

Via the pop-up button you have access to all the currencies available on the BCE website as well as those of the EuroZone.

Once you have made your choice, type in the new currency name or country (it is recommended not to change the ISO code), then press the "OK" button.



Changing a flag:

EuroTable doesn't have all the world's flags, however you can create the ones you want and place them in the "flags" folder.

The name of the new flag should be composed of the ISO code (FRF for example) followed by the suffix .gif for MacOS and .bmp for Windows PC.

The easiest method for doing this is to copy an existing flag, rename it and modify it (Size: 17 pixels high, 25 pixels width, including a one pixel border which gives a slight shadow).



A currency not included in the BCE list:

Simply insert the ISO code, currency name and country into the appropriate Zones.

Don't forget the exchange rate with the Euro.

Don't forget either that you will have to update this manually as it will not be down-loaded automatically from the BCE website when you use the "Import" button.



Modification of an exchange rate by increments of 1%:

If you wish to manually adjust an exchange rate; a simple click on the "up" or "down" arrows will increase or decrease by increments of 1%.

(N.B.: The EuroZone exchange rates cannot be changed).

New features of version 2

Algebraic notation

In each field, it is now possible to use **standard algebraic notation**. You can use the arithmetic operators +, -, *, and / for addition, subtraction, multiplication, and division. Parentheses (and) change the order of operations.

As in previous versions, all the other lines (other currencies with and without taxes are instantly changed).

If EuroTable is not able to interpret the line, the other fields display “?”.

If you want to see the result of the current edited line, type “=”, and the expression including algebraic notation is replaced by the value.



Icon with rules of calculation :

In EuroTable, the Euro is the swivel currency. To see how calculation works, an icon can be visible at the right of the Euro value with VAT.

In preferences mode, click on the space with alt key pressed and the icon will (or not) be present.

In normal mode, you can see a tiny chart indication ways of calculation changing according the currency (Euro or not).



Installation of version 2:

If you want to use the preferences of the previous version (1.6), only place the application in your previous folder. You will recover all your datas and conversion rates.

Features since 2.1 for MacOSX :

* Aqua Dock menu attached now contain functions previously available only in screen menu.

* In dock, it is now possible to import currencies rates without activating preferences mode.

If EuroTable is not registered, by clicking on the "non registered" line, the navigator open the registration page.

- Now, EuroTable save size and place of the main window.

- The "flags" folder contain more flags of non-euro zone countries.

Tested on 10.1.5, 10.2.2 and 10.2.3 (021222).

EuroTable for X can also be used under Classic 9.2 if carbon extension is present.



Since Version 2: Update and fix :

As from 1 January 2001, the currency of Greece will be in euro and the fixed conversion rate between the Euro and the Greek drachma (iso = GRD) of 1 Euro = 340.750 Greek drachma will apply. The greek drachma is know by default in the EuroZone Currencies database.



Some minor user-interface bugs have been fixed.

EuroTable is now built with RealBasic 4.5.2 for MacClassic, Mac OSX, Win 32 PC

See : <http://www.nelixa.com/registerware/eurotable>

Sponsored version :

It is possible to insert a logo, wishes, images (size 80 by 382) at the top of EuroTable window. A good way to communicate with yours partners and customers ! (Activation of your URL).

Send an e-mail to info@nelixa.com to receive a commercial offer.



Registerware : The today version of EuroTable is free. Only register as described in page 3.

Thanks

Thanks to those who have helped me improve this product with suggestions, information or bug reports.
(J.Claude J. Marc P. Frédéric B. Nicolas M. Bruno C....)

Legal Statements

The software and accompanying instructions are provided 'as is' without warranty of any kind. Authors do not warrant, guarantee, or make any representations regarding the use or, or the results of the use of the software or accompanying instructions in terms of correctness, accuracy, reliability, currentness, or otherwise. The entire risk as to the results and performance of the software is assumed by you. If the software or instructions are defective, you, and not The author, assume the entire cost of all necessary servicing, repair or correction.

